

# Capital City Quilters Guild



## Fat Quarter Newsletter

June 2025

May the 1/4<sup>th</sup> be with you!

WEBSITE PASSWORD: Chevron

### PRESIDENT'S LETTER

JUNE 2025

Everyone left Sue's feed bag class with a finished bag. Congrats to those who attended. About a dozen people picked up a pattern and a bag. If you finished your bag, please bring them to show and tell.

We do not have a class after the June meeting - hoping for much better weather this month so we can play outside!

If we want to do a Christmas in July, someone needs to step up quick. Last year we had an ornament exchange and only 4 people participated. Maybe it's a pass this year? Maybe not?

I'm currently relaxing on my mom's couch in Florida. Much needed get away. Devin (9 yr old) is with me, but the teens are farmed out. I needed this get away! Plus, I get to finish little trimming stuff on my Niemeyer quilts I finished in Montana a few weeks ago. And talk to a longarmer about quilting them. Oh, the irony.... 😊

I'm also piecing on my 2-year in-progress daughter's wedding ring quilt. And Devin's entertainment - the pool between storms. Yes, it is raining every day. But it stops. It's warm. The cloud cover is keeping the sun's boiling heat away. It's great!

See you on June 21.

Ann Lind  
907-209-2504

**AUDIT COMMITTEE:** Thanks to Stephanie Allison, Mindy Henricksen and Marné Provost, we have a final report to give at the meeting. Thank you, ladies, for your time!

**QUILT SHOW 2026 to be followed by a small show in 2027!** The Quilt Show is scheduled for May 15-17, 2026 at Centennial Hall. Marcie is collecting items for the auction and sales tables. Remember, tourists love things made out of Alaskan fabrics! Thank you, Quilt Show crew: Christine Moleski, Marcie Benvin, Mindy Henricksen and Sheila Box! They had a meeting on April 29<sup>th</sup> and will let us know when their next meeting is. Everyone is welcome to attend. (Dixie's apologies to Mindy for omitting her name from the committee last month!)

**May's after meeting mini class:** Sue Reishus brought chicken feed grain sacks back to Juneau from Arizona and taught us how to make tote bags out of the grain sacks. Instructions for the feed sack tote bags can be found at the end of this newsletter. Thank you, Sue!

**Pillowcases needed:** Shannon Dilley is out of town but reports that in May AWARE took 35 pillowcases, and Housing First took 32. Housing First is opening a new facility so asked for a lot more than they normally do to have for their new residents. AWARE asked for a tote and thanks to Karen we were able to get them 35 which is great. THANK YOU KAREN!!!!

That leaves us with just holiday pillowcases left. Shannon hopes folks have time to make a few before she call around again in late July or early August.

## JUNE BIRTHDAYS:

**Mary Lou Bavard**  
**Cynthia Schmiede**

**Kelly McLean**  
**Sheryl Weinberg**

**2025 Shop Hop quilt and participating quilt shops in Alaska:** I pulled this information from another quilt store's newsletter and wanted to share it.

Northern Threads in Fairbanks has introduced the Alaska Quilter's Shop Hop 2025 quilt which showcases a new pattern by Marie Noah. The Last Frontier quilt includes 14 unique wildlife block kits and one finishing kit. The Shop Hop Event runs from May 1 through August 31, 2025 at independent brick-and-mortar quilt shops that are open for regular hours during the event dates.

Both of our local quilt shops are participating: Changing Tides is offering the Grizzly Bear block, and RainTree Quilting has the Sea Otter block. Both stores will also have a supply of the finishing kits which include the Arctic Swan block. There has been a delay in the arrival of some of the fabric for the finishing kit, and they're hoping to have them shipped out by early July.
















Blocks must be ordered from the participating stores. Both the Changing Tides' Grizzly Bear block and RainTree's Sea Otter block are beautiful and are hanging in the stores.



**ALASKA**  
QUILTER'S SHOP HOP 2025

**THE LAST FRONTIER**  
MAY 1<sup>ST</sup> - AUGUST 31<sup>ST</sup>

**Block Kit Locations**

 <b>ARCTIC FOX</b> The Patchwork Moose - Tallentire <a href="http://www.thepatchworkmoose.com">www.thepatchworkmoose.com</a>	 <b>ARCTIC GROUND SQUIRREL</b> Luna's Magic Quilts - Palmer <a href="http://www.lunasmagicquilts.com">www.lunasmagicquilts.com</a>	 <b>ARCTIC HARE</b> North Beach Quilting - Kenai <a href="http://www.northbeachquilting.com">www.northbeachquilting.com</a>	 <b>CARIBOU</b> Threadline - Palmer <a href="http://www.threadlinealaska.com/">www.threadlinealaska.com/</a>
 <b>BALD EAGLE</b> Sybil's Quilt Depot - Wasilla <a href="http://www.sybilsquiltdepot.com">www.sybilsquiltdepot.com</a>	 <b>GRIZZLY BEAR</b> Changing Tides - Juneau <a href="mailto:changingtidesalaska@gmail.com">changingtidesalaska@gmail.com</a>	 <b>LOON</b> Two Friends Quilting - Wasilla <a href="http://www.twofriendsquilting.com">www.twofriendsquilting.com</a>	 <b>MOOSE</b> Cabin Fever - Anchorage <a href="mailto:cabinfeveralaska907@gmail.com">cabinfeveralaska907@gmail.com</a>
 <b>MOOSE OK</b> Quilt Alaska - Skagway <a href="http://www.quiltalaska.com">www.quiltalaska.com</a>	 <b>ORCA</b> Sew'n Bee Cozy - Seward <a href="http://www.sewnbeecozy.com">www.sewnbeecozy.com</a>	 <b>SEA OTTER</b> Rain Tree Quilting - Juneau <a href="http://www.raintreequilting.com">www.raintreequilting.com</a>	 <b>POLAR BEAR</b> The Blissful Subbin - Fairbanks <a href="http://www.theblissfulsubbin.com">www.theblissfulsubbin.com</a>
 <b>HORNED PUFFIN</b> Seams Like Home - Anchorage <a href="http://www.alaskaseams.com">www.alaskaseams.com</a>	 <b>RAVEN</b> Northern Threads - Fairbanks <a href="http://www.northernthreads.net">www.northernthreads.net</a>	 <b>ARCTIC SWAN / FINISHING</b> All Participating Stores	

**14 Block kits - 14 Alaska Shops - Collect them all!**

**MARIE NOAH**

## **GUILD COMMUNITY SERVICE PROJECTS: Pillowcases and comfort quilts**

**Pillowcases:** Shannon Dille currently heads up our pillowcase project. We regularly donate to AWARE, JYC (incarcerated youth), Housing First and the Pioneer Home. We have pillowcase kits upstairs at the church or you can make some from your stash. The burrito method is a tried and true method with instructions on our website. We hope to soon sponsor a class on making pillowcases by serger/overlocker. Please keep in mind that our website states all pillowcases must have encased/closed seams ... so little (or big) fingers can't pull them apart.

**Comfort quilts:** Judy Morley continues to keep us on track with comfort quilts for area cancer patients. Like the pillowcase kits, we have kits of fabric upstairs at the church with 3-yard patterns enclosed. You can take a kit and make one of the 3-yard quilts in just a few hours, or you're welcome to raid your stash to put something together on your own. Generally, a comfort quilt is a lap quilt that is 50ish inches by 60ish inches, but Judy accepts both larger and smaller quilt tops for quilting and donating. The Guild supplies the batting and backing. Judy quilts the tops and returns them to us at a membership meeting where one of us takes our quilt (or someone else's) to bind and label.

**UFOs:** UFO = UnFinished Object. It could be large. It could be small. It could be something you recently made. Or it could be that very first real quilt that I made in 2014 that still needs to be quilted, bound and labeled. It could even be that finished quilt that still needs a label!

Sandra Bleicher is in charge of UFO contracts again this year. To encourage us to finish those UFOs, we need to fill out the UFO form which is on our website and return half of the form to Sandra. When we finish an item, we need to show it to Sandra or bring it to a meeting for Show and Tell where we can all celebrate that it is finished. All completed UFOs are entered into a drawing at the end of the contract time (September meeting). To date, Sandra has only two completed UFO contracts ... both hers. We need to give her a run for the drawing and enter some of our own UFOs.

Oh. If we don't finish that UFO by September? We pay the Guild whatever amount we pledged on our contract(s).

**SOV Food Bank:** Please remember to bring food to Shepherd of the Valley's food bank when you come to our meetings. Our rent use of the meeting room and upstairs storage is reduced with the expectation that we will provide at least \$50 worth of food to the food bank each month. Attending members have been doing quite well with contributions. It would be wonderful for members who are not able to attend meetings, but still have the benefit of our space rental, to contribute occasionally. Ann puts a lunch box on the front table during meetings for donations that she then turns over to the church.

**CCQ Zipper Pulls:** The beautiful enamel zipper pulls from William Spear are available in blue or black. They will be sold to CCQ members for \$15 each at CCQ Business Meetings.

**Newsletter items are due the first Saturday of each month.** Please send Show and Tell photos, articles and other items to [dixiepeach@mac.com](mailto:dixiepeach@mac.com). Please remember Dixie is the editor not the article writer.

## **EDUCATIONAL OPPORTUNITIES:**

**RainTree Quilting** offers a wide variety of classes monthly ranging from embroidery, machine mastery, kids' camps and longarm training. You can shop online and see class offerings at [raintreequilting.com](http://raintreequilting.com).

## **VIRTUAL OPPORTUNITIES:**

**Cultured Expressions** offers a variety of virtual classes some of which include: Ankara String Quilt, Ankara Fabric Flowers, Corded Cabin Block, Pillow Perfection, Fat Quarter Pocket Pouch, Ankara Clutch, AnkaraPaj and Slow Stitch Tutorial. Go to <https://culturedexpressions.podia.com> to see the class offerings and replay of classes that were live.

**Electric Quilt 8** offers both virtual and in person classes. Deb Riddle has also offered classes at RainTree. For information go to [classes.electricquilt.com](http://classes.electricquilt.com) or contact RainTree if you'd like to see classes offered again locally.

**Stitchin' Post** in Sisters, OR offers both virtual and in person classes. Details at [stitchinpost.com](http://stitchinpost.com)

**June 24-27:** Quiltfest Virtual Summer Schoolhouse; information at [quiltfest.com](http://quiltfest.com)

**October 15-18, 2025:** Quiltfest Virtual Schoolhouse #12, information at [quiltfest.com](http://quiltfest.com)

## TRAVEL OPPORTUNITIES:

2025

**EXHIBITIONS - if you happen to be traveling in the area**

**CURRENT ... ending dates are chronological**

**NEW!!! Now through July 5:** Wildfire + Water at The Arts Center, Corvallis, OR

**NEW!!! Now through July 10:** Echoes in Thread: Woven, Printed and Stitched at Gravers Lane Gallery, Philadelphia, PA

**NEW!!! Now-July 12:** Contemporary Fiber Arts – Botanicals at Denver Botanic Gardens, Denver, CO

**NEW!!! Now through July 13:** Origins at Dairy Barn Art Center, Athens, OH

**NEW!!! Now through July 24:** Five Artists: Explorations & Conversations at The Gallery at Penn College, Williamsport, PA

**NEW!!! Now-July 26:** Fur, Fangs, Feather & Fins at Oklahoma State University Museum of Art, Stillwater, OK; artwork by Rosanna Lynne Welter

**NEW!!! Now through July 26:** Fur, Fangs, Feathers and Fins at Oklahoma State University Museum of Art, Stillwater, OK

**NEW!!! June 15-August 12:** Fierce Planets at Dunedin Fine Art Center, Dunedin, FL; artwork by Marie Jeanne Welsch

**NEW!!! Now-August 31:** Art Evolved – Intertwined at Fuller Craft Museum, Brockton, MA. A joint exhibition with the National Basketry Organization; artwork by Hope Wilmarth

**NEW!!! Now through August 31:** Art Involved: Intertwined at Fuller Craft Museum, Brockton, MA

**NEW!!! Now-September 9:** Victoria Findlay Wolfe expedition in Paducah, KY; details [www.quiltmuseum.org](http://www.quiltmuseum.org)

**NEW!!! Now-September 28:** Stitching Black Legacy: The Quilts of Carolyn Mazloomi at Textile Center, Minneapolis, MN

## STARTING IN JUNE ...

**NEW!!! June 27-October 12:** Fabric of a Nation: American Quilt Stories at the Frist Art Museum, Nashville, TN

**NEW!!! June 28-September 20:** Aviary at Brigham City Museum of Art & History, Brigham City, UT; artwork by Laura Fogg

## STARTING IN JULY ...

**NEW!!! July 17-19:** Color in Context: Red – A Quilter's Destination at NE Ohio Quilt Show, Wooster, OH; artwork by Marianne R Williamson

**NEW!!! July 19-September 28:** Camouflage at Arizona-Sonora Desert Museum, Tucson, AZ; artwork by Vicki Conley

## LEARNING OPPORTUNITIES – Cruises, Retreats, Seminars and longer expeditions

**June 26-28:** Road to Virginia, Richmond, Virginia; class registration open; info at [road2va.com](http://road2va.com)

**July 10-12:** Victoria Findlay Wolfe workshop, Paducah, KY; details [www.quiltmuseum.org](http://www.quiltmuseum.org)

**July 12:** 50<sup>th</sup> Annual Outdoor Sisters Quilt Show, Sisters, OR; classes the prior week; info at [soqs.org](http://soqs.org)

**July 14-18:** Strung Along: Modern Quilting Designs from Traditional Techniques with Timna Tarr at Marc Adams School of Woodworking, Franklin, IN; details at [marcadams.com](http://marcadams.com)

**July 19-20:** Oh Happy Day: Appliqued Circles 5 Ways at Marc Adams School of Woodworking, Franklin, IN; details at [marcadams.com](http://marcadams.com)

**August 9-16:** Quilt Seminars at Sea takes AQS members on a quilting cruise to Alaska; eight different classes offered over 2.5 days; more information at [quiltcruises.com](http://quiltcruises.com) or call 1-866-573-6351

**August 11-17:** A Gathering of Stitches with Atsushi Fatatsuya & Maura Ambrose at Washington, ME; slow stitching retreat; details at [agatheringofstitches.com](http://agatheringofstitches.com); registration opens at 11 am AST March 2

**August 20-23:** AQS Quilt Week, Grand Rapids, MI; many classes; details at [americanquilter.com](http://americanquilter.com)

**September 3-9:** SewJourn Santa Fe, Santa Fe, NM: details at [culturedexpressions.com](http://culturedexpressions.com)

**September 6-20:** Quilt Seminars at Sea takes AQS members on a quilting cruise through Spain and Portugal with stops in Amsterdam and the UK; six different classes offered over three days; more information at [quiltcruises.com](http://quiltcruises.com) or call 1-866-573-6351

**September 10-13:** AQS Quilt Week, Lancaster, PA; many classes; details at [americanquilter.com](http://americanquilter.com)

**September 11-14:** Pennsylvania National Quilt Extravaganza, Oaks, PA; details at [quiltfest.com](http://quiltfest.com)

**September 13-18:** Friends at Sea cruise; details at [stitchinheaven.com](http://stitchinheaven.com)

**September 21-26:** New England Quilt Seminars Session 1 in Waterville Valley, NH; details at [newenglandquiltseminars.com](http://newenglandquiltseminars.com)

**September 28-October 3:** New England Quilt Seminars Session 2 in Waterville Valley, NH; details at [newenglandquiltseminars.com](http://newenglandquiltseminars.com)

**September 30-October 5:** AQS seam Quilt Retreat, Session 1 for ACS members only; details [go.americanquilter.com/seam](http://go.americanquilter.com/seam)

**NEW!!! October 2-5:** Krista Moser Retreat, Kalispell, MT; more information at [quiltgallery.net](http://quiltgallery.net)

**NEW!!! October 3:** Schoolhouse Sessions and Sample Spree, George R. Brown Convention Center, Houston, TX

**NEW!!! October 4-6:** International Quilt Market, George R. Brown Convention Center, Houston, TX

**October 7-12:** AQS seam Quilt Retreat, Session 2 for ACS members only; details [go.americanquilter.com/seam](http://go.americanquilter.com/seam)

**October 9-12:** Houston Quilt Festival 2025, Houston, TX; details at [quilts.com](http://quilts.com)

**October 12-18:** Stitchin' at Sea cruise; details at [stitchinheaven.com](http://stitchinheaven.com)

**October 18-26:** Oasis of Quilting cruise; details at [stitchinheaven.com](http://stitchinheaven.com)

**November 1-18:** Quilt with Krisi and Dixie on the ms Konigsdam as we cruise through the Panama Canal; details at RainTree or from Krisi Selvig, Dixie Alms or Renee/Carlos Boozer

## 2026

**January 10-27:** Quilt Seminars at Sea takes AQS members on a quilting cruise from San Diego to Hawaii and back; five different classes offered each way; more information at [quiltcruises.com](http://quiltcruises.com) or call 1-866-573-6351

**January 17-24:** Icon Quilting Quest cruise; details at [stitchinheaven.com](http://stitchinheaven.com)

**January 21-24:** Road to California; info at [road2ca.com](http://road2ca.com)

**NEW!!! February 26-March 1:** Sewing & Stitchery Expo at the Washington State Fair, Puyallup, WA; tickets on sale 1-25-26; additional information at [sewexpo.com](http://sewexpo.com)

**April 8-11:** AQS Quilt Week – New England, Hartford, CT; many classes; details at [americanquilter.com](http://americanquilter.com)

**NEW!!! April 9:** Schoolhouse and Sample Spree, America's Center Convention Complex, St. Louis, MO

**NEW!!! April 10-12:** St. Louis Quilt Market at America's Center Convention Complex, St. Louis, MO

**June 20-27:** Quilt Seminars at Sea takes AQS members on a quilting cruise to Alaska; eight different classes offered over 2.5 days; more information at [quiltcruises.com](http://quiltcruises.com) or call 1-866-573-6351

**June 25-27:** Road to Virginia; info at [road2va.com](http://road2va.com)

**December 1-8:** Cherrywood Christmas Cruise; Rhine River cruise from Basel, Switzerland to Amsterdam, Netherlands; additional information at [cherrywoodfabrics.com](http://cherrywoodfabrics.com) home page

## 2027

**January 20-23:** Road to California; info at [road2ca.com](http://road2ca.com)

### FREE OPPORTUNITIES:

**American Quilter's Society:** [americanquilter.com](http://americanquilter.com); lots of ideas, projects, tutorials and more; many additional ideas and projects in the members only section.

**Benartex fabrics:** [benartex.com](http://benartex.com); free quilt patterns, virtual fabric shows and some tutorials.



[The International Quilt Museum](#) is located at the University of Nebraska – Lincoln. It has the world’s largest publicly held collection of quilts and related items. The museum celebrates the artistic significance of quilts through exhibitions, global research, and diverse programs.

**Quilt Alliance:** [quiltalliance.org](http://quiltalliance.org); inspirational and informative articles, recordings and more; [Quilt Alliance](#) believes that quilts are historical documents containing important information about the life and times of the maker. To keep this history from fading away, we work to document, preserve and share the stories of quilts and their makers.

[Studio Art Quilt Associates \(SAQA\)](#) works to promote the art quilt as a fine art medium. SAQA is a dynamic and active global community. Our 4,300+ members are artists, curators, collectors, and art professionals who are passionate about this art form.

[Surface Design Association](#) promotes textile art through publications, exhibitions, and events. SDA provides a platform for exchanging ideas, learning, and collaboration and encourages critical dialogue about fiber art. At the heart of SDA is its quarterly publication, Surface Design Journal, which brings readers an array of concepts, processes, and materials.

## UPCOMING EVENTS:

**JUNE 21: 9 am-midnight:** CCQ open sew at Shepherd of the Valley Lutheran Church, 8198 Keegan Street

**JUNE 21 @ 10:30:** CCQ meeting followed by working on whatever is currently under your needle

**JULY 19: 9 am-midnight:** CCQ open sew at Shepherd of the Valley Lutheran Church, 8198 Keegan Street

**JULY 19 @ 10:30:** CCQ meeting followed by working on whatever is currently under your needle

**2026: MAY 15-17, 2026:** Quilt Show at Centennial Hall

**WEBSITE:** [ccqjuneau.com](http://ccqjuneau.com)

**PASSWORD:** Chevron

## CONTACT US:

**Email:** [ccqjuneau@gmail.com](mailto:ccqjuneau@gmail.com)

**Snail mail:** Capital City Quilt Guild, PO Box 35036, Juneau, AK 99803

## CCQ BOARD OF DIRECTORS 2022-2023

**President:** Ann Lind: [annlindfamily@gmail.com](mailto:annlindfamily@gmail.com)

**Vice President:** Marcie Benvin: [alohakitty50@gmail.com](mailto:alohakitty50@gmail.com)

**Secretary:** Dixie Alms: [dixiepeach@mac.com](mailto:dixiepeach@mac.com)

**Treasurer:** Debbie Germain: [germaind62@gmail.com](mailto:germaind62@gmail.com)

**Comfort Quilts:** Judy Morley: [bdorja@yahoo.com](mailto:bdorja@yahoo.com)

**Education Committee Chair:** Marcie Benvin ([alohakitty50@gmail.com](mailto:alohakitty50@gmail.com)), Mindy Henricksen ([mindy\\_meyers@hotmail.com](mailto:mindy_meyers@hotmail.com)) and Dixie Alms ([dixiepeach@mac.com](mailto:dixiepeach@mac.com))

**Newsletter:** Dixie Alms: [dixiepeach@mac.com](mailto:dixiepeach@mac.com); items due first Saturday every month (**JULY 5**)

**Pillowcases:** Shannon Dilley: [sdilly@gci.net](mailto:sdilly@gci.net)

**Quilt Show 2026:** Christine Moleski ([cmoleski@mac.com](mailto:cmoleski@mac.com)), Marcie Benvin ([alohakitty50@gmail.com](mailto:alohakitty50@gmail.com)), Sheila Box ([shera@gci.net](mailto:shera@gci.net)) and Mindy Henricksen ([mindy\\_meyers@icloud.com](mailto:mindy_meyers@icloud.com))

**UFOs:** Sandra Bleicher: [sandraaukebay@gmail.com](mailto:sandraaukebay@gmail.com)

**Website:** Karen Paulick: [imkpaulick@gmail.com](mailto:imkpaulick@gmail.com)

## DETAILED TREASURER'S REPORT FOR MAY 2025

### Treasurer's Report 05/01/2025 - 05/31/2025

<b>General Fund</b>	<b>Income</b>	<b>Expenses</b>	<b>Year to Date</b>	<b>Net Budget</b>	<b>More/-Less</b>
Membership Dues	-	-	\$2,170.00	\$2,755.00	-\$585.00
Donations	-	-	\$1,000.00	\$50.00	\$950.00
Bank Dividends	\$12.98	-	\$108.53	\$155.00	-\$46.47
<b>Business Operations</b>					
<b>Business Operations Totals</b>	-	-	<b>-\$2,461.54</b>	<b>-\$2,962.00</b>	<b>\$500.46</b>
<b>Member Events &amp; Activities</b>					
<b>Member Events &amp; Activities Totals</b>	-	-	<b>\$1,173.59</b>	<b>\$430.00</b>	<b>\$743.59</b>
<b>Community Outreach Programs</b>					
Comfort Quilts	-	\$675.21	-\$1,924.17	-\$2,000.00	\$75.83
<b>Community Outreach Programs Totals</b>	-	<b>-\$675.21</b>	<b>-\$1,924.17</b>	<b>-\$2,000.00</b>	<b>\$75.83</b>
<b>Quilt Show 2026</b>					
<b>Quilt Show 2026 Totals</b>	-	-	<b>-\$163.22</b>	<b>-\$875.00</b>	<b>\$711.78</b>
<b>General Fund Totals</b>	<b>\$12.98</b>	<b>-\$675.21</b>	<b>-\$96.81</b>	<b>-\$2,447.00</b>	<b>\$2,350.19</b>
<b>Education Fund</b>	<b>Income</b>	<b>Expenses</b>	<b>Year to Date</b>	<b>Net Budget</b>	<b>More/-Less</b>
Funds from Guild Fundraisers	-	-	-	\$210.00	-\$210.00
Interest Earned	\$2.63	-	\$21.91	\$24.00	-\$2.09
Class Registrations	-	-	-\$100.00	-\$200.00	\$100.00
Instructor Fees	-	-	-	-	-
Instructor Per Diem Allowance	-	-	-	-	-
Instructor Travel & Housing	-	-	-	-	-
Classroom Rental	-	-	-	-	-
Supplies & Snacks	-	-	-	-	-
<b>Education Fund Totals</b>	<b>\$2.63</b>	<b>-</b>	<b>-\$78.09</b>	<b>\$34.00</b>	<b>-\$112.09</b>



**Grand Totals**

\$15.61      -\$675.21      -\$174.90      -\$2,413.00      \$2,238.10

**Bank Account****Balances**

05/01/2025

05/31/2025

Last reconciled

**Summary for the Period**

Starting Total

\$32,575.78

General Fund Savings

\$15.40

\$15.40

05/31/2025

Income

\$15.61

General Fund Debit

\$500.00

\$500.00

05/31/2025

Expenses

-\$675.21

-\$659.60

Card

Ending Total

\$31,916.18

General Fund Money

\$25,858.14

\$25,195.91

05/31/2025

Market Checking Total GF \$26,373.54

\$25,711.31

Education Fund

\$6,202.24

\$6,204.87

05/31/2025

Money Market

**Totals**

\$32,575.78

\$31,916.18

*Review Reconciled Bank Statement Reports along with this Treasurer's Report to ensure its accuracy.*

Submitted by:

Name: Deborah Germain

Signature:

Date: 6/4/2025**MINUTES TO 5-17-25 MEETING**

The meeting was canceled as Dixie was the only board member able to attend.

# FEED SACK TOTE BAG INSTRUCTIONS

## REPURPOSED FEED SACK INSTRUCTIONS

The best feed sacks are those holding horse or poultry grains, as well as bird feed. Dog or cat feed has fat added so are not ideal but if you clean them enough with hot, soapy water, they should work. They may, however, retain a “meaty” smell. Calrose rice bags make great bags. Old tarps work well too but you will need to add side seams.

Remove top and bottom strings and thoroughly clean and dry your sack. A kiddie pool or a bathtub work best. Immerse entire sack and remove all dust and debris. (NOTE: This is a messy process, so I usually do this outside on a hot sunny day using a kiddie pool. Also, the crinkling of the bags is very noisy so making these bags while others are napping or watching TV is not the best idea. Ask me how I know!)

Use a DULL needle and a DULL rotary cutter. This is perfect for ransacking your sharps you have discarded or before you replace either. Set your machine for a long stitch. I generally use 3-3.5”. I also like my #10 Bernina foot for sewing my bag edges, but it is not necessary. Clips are also handy! I refer to “small bags” as those that contain 20 lbs and “large” as those holding 40-50 lbs.

1. Once the bag has been thoroughly cleaned and is dry, cut off two 3” strips. Choose the end of the bag that won’t interfere with the design you want on the front of the bag. Keep in mind you will lose 2” at the top for the seam and roughly 4” at the base. I usually take one strap from the top and the other from the bottom. You can cut off the string holes being sewn in, but I don’t. I find I lose too much of the bag making it less deep. I want a big bag!



2. Trim the 3” strips to your desired size. Most of mine are 20”. You can make the straps shorter, but I like to sling my bags over my shoulder. However, if they are too long, they will drag when you are carrying them. The length is your preference!
3. Fold strips inward as if you are making a folded bias. Sew each side and set aside.




4. Turn bag inside out (design will be inside now) and roll edge twice 1” toward the wrong side of the bag.



5. Using a ruler and a marker, mark two dots 4" (small bag) or 6" (large bag) from each side of bag.
6. Insert straps of bag so that the dots are on the outside. Take care to make sure the handles do not twist and are inserted so that straps will be correct.



7. Fold straps upward and clip.



The area where the straps are inserted needs to be reinforced. You can choose how to sew the seams holding the straps, but I usually sew using this method. You can also sew the area holding the strap with an X.





8. Measure up 1" from bottom of bag and sew two lines across.



9. Box corners of bag by pushing out corners to make a triangle. Once done, turn right side out.



10. The base size of the bag is dictated by where you draw the line and the size of the feed sack. I prefer 4-7" (I use 6-7" for large bags and 4" for small bags). Hint: A 7" box will give you a large enough base to hold two project container bins using a large bag.
11. Turn right side out and your bag is ready to use! These bags are great for SE Alaska's wet environment and are perfect for boating or holding large quilts. They carry more groceries in weight than you probably will be able to carry! Remember, every bag you make is a bag saved from a landfill.